

# Cradle Mountain Times

## Cradle Mountain Lodge Information Guide



### THE HEART OF TASMANIA



Located high in the mountainous terrain of north western Tasmania, ranging from 820 to 1550 metres above sea level, the National Park (covering the region from Cradle Mountain to Lake St Clair) is listed by the World Heritage Commission as one of the most precious places on the planet. Primeval forests, vast button-grass plains, soaring mountains and deep crystal lakes are some of the scenic wonders to enjoy. Set on the edge of this awe-inspiring site is Cradle Mountain Lodge, surrounded by a living museum of wildlife, birds, plants and ancient forests but within easy reach of Devonport - 81 kilometres (1hr), Launceston - 142 kilometres (2 hrs) and Hobart 375 kilometres (4.5 hrs).

## A WILDERNESS WELCOME

Cradle Mountain Lodge management and staff welcome you to one of life's rare pleasures, a contemporary wilderness retreat set in a spectacular World Heritage location, a haven from which you can easily and comfortably explore and enjoy the wild heart of Tasmania. We want your stay at Cradle Mountain Lodge to delight, refresh and excite you - and you can be sure there's plenty to see and do. To help you make the most of your stay at Cradle Mountain Lodge, please take some time to read this guide for information on the wide range of activities available. You can organise your days to best suit your own needs. However, if you would like more information - or have any suggestions to make - our staff will be pleased to assist you. You'll also find detailed activities information and daily schedules in the daily Cradle Mountain Messenger and the Weekly Activities Program.

We do ask one thing of our guests: that you respect our precious environment. Explore, listen, look, touch, and smell, but leave it as you found it. That way it will endure and those that follow can also experience the joy of discovering the magnificent beauty of the Lodge and the surrounding Cradle Mountain/Lake St Clair National Park.



## WALDHEIM ALPINE SPA

Whatever way you choose to spend your Cradle Mountain experience - be it enjoying an active day discovering the pristine wilderness or simply curling up with a good book in front of an open fire - there is no better way to completely relax and unwind than with a luxurious Spa treatment at the Waldheim Alpine Spa.

With an extensive menu that conjures thoughts of floating away from the everyday world into a state of dreamy peacefulness, spending time in the Waldheim Alpine Spa is a sensory journey into deep relaxation.

The Waldheim Alpine Spa consists of six therapy rooms and a dedicated therapeutic relaxation area known as The Sanctuary.

The Sanctuary includes a steam room, sauna, large hot-tub and cool plunge pool, as well as a relaxation lounge with serene views over the Pencil Pine River. The benefit of combining hot and cold therapies is an invigorating experience that promotes healthy blood flow and enhances circulation. This remedy has ancient origins and is held in high esteem. The hot-tub, in particular, provides spectacular views, and sets the scene for relaxing the body and revitalising the senses.

Entry to The Sanctuary is available at the cost of \$25.00 per person. The six therapy rooms include a private bath, double vichy shower room and choice of single or double massage areas. This variety and versatility of treatment facilities allows us to cater for all preferences, and the double rooms are ideal for couples wishing to enjoy a spa experience together.

We invite you to choose from an extensive menu of exclusively designed treatments. The treatments range from our indulgent signature treatments, to relaxing hand, foot and body scrubs, rejuvenating facial cleanses and massages to alleviate those tired muscles after a day of activity.

By surrendering your mind, body and soul to our professional therapists you will benefit from an enlivening and rejuvenating experience that you'll never want to end.

**The Waldheim Alpine Spa is open seven days a week 10am until 7pm. Advanced bookings are highly recommended. Dial 2133**

## Nearby Attractions

### DEVILS@CRADLE

Experience an up close encounter with Tasmanian Devils as part of an informative guided tour. Devils@Cradle is a wildlife sanctuary dedicated to the preservation and research of the Tasmanian Devil. Only 1 km from the Lodge this is an attraction not to be missed as part of your visit to Cradle Mountain. Information and bookings are available at Reception.

### CRADLE COUNTRY ADVENTURES

Cradle Country Adventures specialises in providing quality Horse Riding and Quad Bike experiences around the Cradle Mountain wilderness. Fun and exhilaration for the adventurous. Information and bookings available at Reception.

### MOLE CREEK

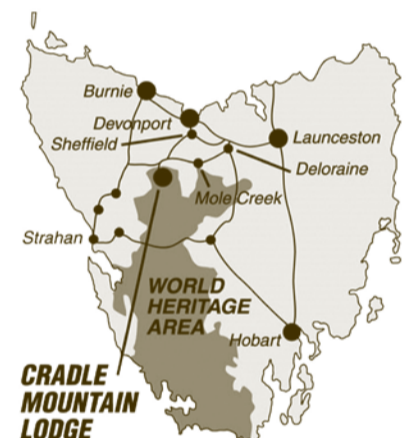
Mountains, caves and a wildlife park await exploration enroute to Mole Creek, an easy 90 minute drive on the way to Launceston. Our chefs can pack a picnic hamper for you to enjoy along one of the streamside State Forest tracks. Please check with Reception for directions.

### SCENIC HELICOPTER FLIGHTS

Scenic helicopter flights with Sea Air Adventure Charters are available 2km from the Lodge at the Cradle Mountain Information Centre. Enjoy a scenic flight and see the full splendour of the National Park. Information and bookings available at Reception.

### SHEFFIELD

Sheffield, also known as "The Town of Murals", is only 50 minutes from the Lodge. This town offers interesting craft shops and a choice of several cosy tea rooms.



## SO MUCH TO DO...

- Wine & Cheese Tasting
- The Enchanted Stroll
- The Waterfalls Walk
- Dove Lake Circuit Walk
- Horse Riding
- Quad Bike Tours
- Canoeing
- Marion's Lookout Walk
- Native Animal Slide Show
- Waldheim & Dove Lake Tour
- The Speeler Track
- Night Spotlight Tour
- Crater Lake Walk
- Dove Canyon Track
- Mountain Bike Hire
- Visit Waldheim Chalet
- The King Billy Track
- Fly Fishing
- Fly Fishing Tutorials
- Cradle Mountain Summit Climb

Please note that some of these activities are seasonal.



# LODGE INFORMATION



## CHECK-IN & CHECK-OUT

Check-in from 2.00pm/Check-out 10.00am.

## CONFERENCE FACILITIES

On the top floor of the Lodge, we have two large rooms and a boardroom ideal for conferences, training sessions or meetings. We also cater for special functions and weddings. For further details, please enquire at Reception.

## CREDIT FACILITIES

All major credit cards are accepted and Eftpos facilities are available at both Reception and the Shop, an ATM facility is available in the Tavern. Cheques are not accepted. All services and activity charges may be charged to your room account and settled upon checkout.

## EMERGENCIES

In the event of an emergency please contact Reception (during opening hours). After Reception has closed please contact the Tavern Bar staff for assistance. Should the Lodge be closed, please use the emergency phone to contact the Duty Manager. This phone, marked "Emergency Phone", is located within the airlock at the front entrance of the Lodge. Alternatively call Reception (9) and follow the prompts.

## FIRE

In the event of a fire, please evacuate the immediate area and alert Resort Management by using the 'break glass' alarms (located in both guest laundries and the airlock at Reception). If there is no threat to your safety and you feel comfortable to do so, try to extinguish the flames with a fire extinguisher (located in the airlocks of all cabins) or the hose reels located around the Lodge grounds.

## FIRST AID

If you are ill or injured please contact Reception. After hours please use the emergency telephone marked "Emergency Phone" situated at the entrance airlock of the Lodge - this phone will connect you to the Duty Manager. If the matter is serious the ambulance number is 000. Alternatively call Reception (9) and follow the prompts.

## HAIRDRYERS

Are supplied in your bathroom.

## HOUSEKEEPING

Guest rooms are serviced between 9.30am and 4.30pm daily. Should you require your room to be serviced at a specific time, please inform Reception of your request. Extra blankets can be found in either the wardrobe or cupboard in the airlock. Please do not hesitate to contact Reception should you require additional towels, pillows, linen etc.

## INTERNET

For your convenience Internet and web-based email access is available at the Lodge as well as the facility to use your own laptop computer. Unfortunately we are unable to offer the use of the Lodge computer facilities.

## LAUNDRY

We have two complimentary guest laundries located near the cabins (please refer to the separate site map). For your convenience there are washing machines, dryers, irons and ironing boards. Washing powder can be purchased from the Shop or from Reception. Please be advised that for environmental reasons, only approved washing powders may be used in the machines (i.e. environmentally-friendly Fab, Omo, Gowers Persil, Rinso and Earth Care). Please read the labels to ensure the correct product is used. Bleach or products containing bleach cannot be used as they may damage the wastewater treatment system. If you have any doubts about the suitability of a product, please contact Reception.

## MAIL

Stamps may be purchased from Reception and outgoing mail can be deposited at Reception.

## MAINTENANCE

Although we strive to keep our rooms in the best possible condition, we may at times miss the little things. Your assistance in reporting anything that you feel needs our attention is appreciated. Please contact Reception.

## MEDICAL PRACTITIONER

The local medical centre is located at Sheffield, a 50 minute drive away. Telephone - 6491 1166.

## MESSAGES

In your absence, telephone messages and facsimiles will be delivered to your cabin or suite.

## MINI-BARS

Fully stocked mini-bars are provided in all cabins. A mini bar price list is available from Reception if required.

## PETROL

Unleaded petrol is available at the Cradle Mountain Information Centre (approximately 2km from the Lodge).

## PRIVACY

Please display the "Do Not Disturb" sign should you require privacy.

## CD/RADIO

For your convenience, each cabin or suite is equipped with a cd/radio/clock. However, due to our location in the mountains, radio reception may be limited on occasions. CD's are provided for your listening pleasure whilst with us and are available for sale in our resort shop.

## READING MATERIAL

Various books, magazines and newspapers may be purchased from our Shop.

## ROOM SERVICE

Due to the distance of cabins and suites from our kitchen, room service is generally not available, as the quality of the food is unable to be guaranteed. Take away food and beverage is available from the Tavern.

## RECEPTION

Reception hours are between 7.00am and 10.00pm daily (in summer) and between 7.00am and 9.00pm daily (in winter). If you have any extra needs or requests during your stay, our Reception Staff will be more than happy to assist you. Should Reception be closed, please direct any enquiries to our Tavern Bar Staff.

## SHOP

The Shop is open daily from 9.00am - 5.00pm (winter) and 9.00am - 6.00pm (summer). The shop sells local crafts and souvenirs, a limited range of grocery items and essential clothing such as hats, socks, gloves and wet-weather gear.

## SPA SAFETY (Where Applicable)

Please beware of the suction forces of the metal water intake valve in the Spa bath. It is best to avoid direct contact with this device.

## TELEPHONE/FAX

A coin operated public telephone is located in the Lodge. Mobile phones on the NextG network will work in the Cradle Mountain area. A fax service is available at Reception.

## VISITORS' CENTRE

The Cradle Mountain Visitors' Centre is located 2km from the lodge. The Centre is open from 9.00am to 5.00pm daily. Rangers are on duty to answer questions about this World Heritage area.

## WOOD/GAS HEATER

You will find instructions on the operation of your wood or gas heater located on the tent card in your cabin. The wood heater will be set and ready for you to light. Outside your cabin, you will find a woodpile to keep the fire burning. Kindling can be found in a box attached to the end of your block of cabins, whilst additional paper is located in the entrance cupboard and additional fire-lighters are available from Reception. For your safety, please do not place any items, (including wood), on top of the heater and always ensure that the door is kept closed when the heater is in use. If your cabin is equipped with a gas heater, the remote control is attached to the wall near the light switch with instructions on the tent card directly below.

## DID WE MEASURE UP TO YOUR EXPECTATIONS?

We take pride in offering our guests a truly memorable holiday experience. Only from your valuable feedback are we able to continually improve our services. It is therefore appreciated if you would take the time to complete our questionnaire and forward this to our Reception staff on checkout.

## USEFUL EXTENSIONS:

Reception	9
Highland Restaurant	2147
Waldheim Alpine Spa	2133



## A Taste of Tasmania

### THE HIGHLAND RESTAURANT

The clear mountain air is certain to give you an appetite. At Cradle Mountain Lodge we pride ourselves on the freshness and quality of the food prepared by our chefs. The menu reflects the distinct seasons in Tasmania and relies on premium local produce. The walk-in wine cellar allows you to spend some time selecting that special wine to accompany your meal. If you would like some assistance with wine selection, please ask one of the restaurant staff. We hope that the great food, relaxed atmosphere and friendly service in the Highland Restaurant will be a memorable feature of your stay. Breakfast and a la carte Dinner are served in the Highland Restaurant.

#### Breakfast

7.00am - 10.00am (summer)  
8.00am - 10.00am (winter)

Our hearty Mountain Buffet Breakfast features a selection of fresh country style hot & cold dishes, fresh fruit, pastries, selection of bakery items and juices.

#### Morning Tea

10.00am - 12.00noon

Spoil yourself with homemade bakery items with freshly brewed coffee or a selection of teas.

#### Dinner

From 6.00pm

The seasonal menu highlights the fresh local produce of Tasmania. Reservations are essential and can be made in the Restaurant or at Reception. Dial 2147.

### TAVERN BAR & BISTRO

A rustic tavern (pub) atmosphere with roaring log fire serving bistro style meals. Open for Lunch, Afternoon Tea and Dinner. It is also the perfect place for a drink at the end of your day or a pre-dinner cocktail.

Bar	11.30am till late
Meals	12.00pm - 9.00pm in Summer 12.00pm - 8.30pm in Winter

### THE GUEST LOUNGE

A private guest-only retreat, ideal for pre-dinner drinks or a late night port. The log fire adds to the cosy atmosphere.

### WEINDORFER'S LOUNGE

Named in memory of Gustav Weindorfer, the relaxing atmosphere of this lounge with deep leather armchairs and a crackling fire is sure to please those who wish to unwind. A classic room to curl up with a good book and a bottle of wine. Catch up with the outside world with daily newspapers or learn more about our history through the pictorial museum of photos and memorabilia.

### PICNIC HAMPERS

Breakfast packs, packed lunches and picnic hampers are available. If you are planning a walk or picnic please place your order at Reception before 7.30pm the night before and your packed meal will be ready for collection from the Restaurant in the morning.

### DIETARY REQUESTS

For any special dietary requests please contact Reception or the Food & Beverage Manager.

# THE CRADLE EXPERIENCE

Our activities program is designed to provide you with a better appreciation of the flora and fauna in this unique wilderness area. We recommend that you experience all of these activities during the course of your stay. As some of these activities are not offered every day, please refer to the Weekly Activities Guide or contact Reception to see when they are next scheduled. For the most up-to-date information, please refer to the daily Cradle Mountain Messenger which is placed on your table in the Highland Restaurant each evening. We suggest that you book your activities in advance at Reception, as most of our activities cater for small groups to ensure a personal, informative experience. Please note that some of these activities are seasonal or dependent on weather conditions.



## WINE & CHEESE TASTING PRESENTATION (\$)

Taste six lovingly handcrafted wines accompanied by three boutique cheeses which showcase Tasmania's reputation for fine gourmet produce. Our host will guide you through the history and individuality of Tasmania's wine and cheese industry. Held daily from 5pm to 6pm. Numbers are limited, bookings are essential and can be made at Reception (dial 9).

## CANOEING (Summer) (\$)

Experience the tranquillity of Dove Lake as you paddle under the jagged peaks of the famous Cradle Mountain. Our Activity Guides will provide you with full instructions and guidance on paddling and handling the canoes. All equipment is supplied including life jackets and wet weather gear. This tour lasts 3 hours and includes a stop at a lakeside beach for refreshments.

## DEVILS@CRADLE (\$)

The Tasmanian Devil is on display at the nearby Devils@Cradle Interpretation and Viewing Centre. The facility allows visitors to experience close up encounters with the Tasmanian Devil within specifically designed enclosures. Guided tours are structured to create understanding of this now vulnerable species and visitors will be immersed into the mysterious world of the Tasmanian Devil via interpretation that includes audio visual equipment and displays. Tour times and bookings are available at reception.

## VISITING THE NATIONAL PARK

A shuttle bus service to Dove Lake is available from the Visitors' Centre. The shuttle operates every day during the Summer period at 15 to 20 minute intervals. A current time schedule is available at Reception. You are able to drive your own car to Dove Lake however parking is limited. We do recommend the use of the shuttle service to prevent overcrowding and unwarranted pressure on the fragile environment.

## MOUNTAIN BIKE HIRE (\$)

If you want to see the area from a different perspective, or even just want a little exercise, ask about mountain bike hire at Reception or the Activities Desk.

## HISTORIC WALDHEIM CHALET

The road to Waldheim turns off approximately 2.5km before Dove Lake, and from there it is a mere 500 metres to the chalet and carpark. Waldheim was built by Gustav Weindorfer, an Austrian naturalist, and was officially opened for tourists in 1912. The present structure is essentially a replica of the original chalet, built utilising similar techniques and materials used during the original construction in 1912.

## HORSE RIDING (\$)

You'll ride through the open moorlands and snow gums along an historic mining exploration track and see spectacular views of the highland country in a traditional Australian way.

## EXPLORING DOVE LAKE

This well photographed location is a true delight. Spectacular views of Dove Lake and Cradle Mountain are found right from the carpark. Several ideal picnic locations include the Dove Lake Boatshed, Lake Lilla and Picnic Cove - to name a few. For the more adventurous, walks range from a two minute stroll to the lakeside to an 8-hour return trek to the summit of Cradle Mountain itself. We recommend that you discuss your plans with one of our Activities Staff, Reception Staff, or Rangers at the Cradle Mountain Visitor Centre.

## NATIVE ANIMAL BRIEFING AND SLIDE SHOW

Lodge Guides will provide information and answer any questions you may have regarding the animals you might see around Cradle Mountain Lodge. Our Guide will also offer information regarding the local history, landscape and flora of the region, supported by slides which give a great indication of the seasonal changes that impact on the Lodge and its surrounds.



## FLY FISHING (\$)

There are a number of excellent fishing spots in the area. The Tasmanian fly fishing season runs each year from August to April. During this time we have guided fly fishing adventures to nearby lakes. We supply rods, waders, morning or afternoon tea, a 24-hour Tasmanian Fishing Licence, as well as expert tuition from one of our experienced guides. We also have a fish pond at the Lodge stocked with rainbow trout and we offer tutorial sessions in this area. This is a dry fly fishing area and barbs must be flattened and all fish released after capture.

## BOARD GAMES

We have a large selection of board games available for your use on those rainy days. Please enquire at Reception for a detailed list of games.



## QUAD BIKE TOURS (\$)

An adventurous and fun way to experience the wilderness of Cradle Mountain.

(\$) Denotes Charges Apply.  
Age restrictions may apply to some activities.

# WALKING AMONG THE WILDERNESS

The best way to appreciate the World Heritage Listed environment at Cradle Mountain is to take a "walk on the wild side". For guests of Cradle Mountain Lodge, it is not necessary to venture into the National Park to experience the best of Tasmania's wilderness, as we have a host of great walks with spectacular scenery that leave directly from the Lodge grounds. These walks are suitable for a wide range of fitness levels and weather conditions. Use our guide below to help determine which of these walks are most suitable for you. For further information on any of the walks or general information about the local area, please enquire at Reception or speak to one of our Activity Guides. When out walking, it is recommended that you do not wander off the tracks and that you wear sensible, comfortable shoes or sneakers. You should also take warm clothes and/or wet weather gear, hat, sunscreen and sunglasses with you, as the weather is unpredictable in this alpine region. Please plan to return to the Lodge before dark and to avoid any possibility of dehydration, always take water with you.

- Easy:** Some steps and inclines; suitable for all ages, but take care with children.
- Medium:** Steps and inclines; for people who walk occasionally.
- Hard:** Steep steps and inclines; for people who walk regularly. Visitors with heart or respiratory problems should not attempt these walks.

\*Denotes that Guided Walks along these tracks are also available - charges apply.

## SELF GUIDED WALKS

### THE ENCHANTED STROLL\*

Meander along the banks of the Pencil Pine River, passing through a diverse array of vegetation, from buttongrass plains to teatree thickets, eucalypt woodlands and mossy myrtle forests. At dawn and dusk, an opportunity (if you're fortunate) to see the elusive platypus as it frolics in the pools, or glimpse a wombat as it feeds. Duration: 20 minutes (1km). Grade: Easy. Starts: The front of the Main Lodge (circular track).

### KING BILLY TRACK\*

Ramble along through this age old temperate rainforest to discover the myrtle, sassafras and ancient King Billy pines up to 1500 years of age. These giants are now fully protected, although once greatly sought after for their timber. The collection seen en-route are some of the oldest known in the local area. Duration: 40 minutes (2km). Grade: Easy. Starts: To the right of the Main Lodge (circular track).

### THE WATERFALLS WALK\*

(PENCIL PINE FALLS & KNYVET FALLS)\*  
If you enjoy cascading waterfalls and tranquil rivers then this is the walk for you. Follow the Dove Canyon Track to the Pencil Pine Falls, only 5 minutes walk. This popular swimming spot is likely to provide one of the more invigorating swims of a lifetime! The whole track is boardwalk. From the Pencil Pine falls, continue walking downstream towards Knyvet Falls. Return via the same route. The waterfalls are particularly spectacular after periods of rain. Duration: 30-40 minutes (1.5km). Grade: Easy. Starts: Opposite the Cradle Mountain Store. Return: Same route.

### SPEELER TRACK\*

The Speeler track, beginning on the same route as the King Billy track, offers scenic vistas ranging from cool temperate rainforests, to the seemingly endless fields of buttongrass known as the "Fury Plains". You may even be able to catch glimpses of Cradle Valley and Cradle Mountain, weather permitting. The walk also offers the perfect opportunities for seeing wombats, wallabies and echidnas. Please be aware that this track becomes very muddy after rain. Duration: 1.5 hours. Grade: Medium. Start: To the right of the Main Lodge (circular track).

## GUIDED TOURS AND WALKS

### WHY TAKE A GUIDED TOUR?

To get the most out of your time here, a guide can help you to understand what you are seeing, to appreciate the wonderful scenery at a more than aesthetic level. The Tasmanian World Heritage Wilderness Area meets more criteria for listing than any other on earth. Understanding how this place is significant on a universal scale will enhance the enjoyment and fulfilment of your stay at Cradle Mountain.

At Cradle Mountain Lodge we have a daily program of guided walks which are recommended either as an introduction to the area or as a guided adventure to some of the more spectacular peaks. All guided tours start at the main Lodge and transport into the National Park is provided where applicable. The duration of the walk may range from 20 minutes to 8 hours. Please refer to the daily Cradle Mountain Messenger for schedules and prices (charges apply for all guided walks). Bookings are essential and can be made at Reception.

### DOVE LAKE CIRCUIT WALK\*

A fairly easy grade makes this walk suitable for all ages and fitness levels, focusing on Cradle Mountain, temperate rainforests and sub alpine plant communities. See Cradle Mountain in all its glory and learn about the action of past glaciers on the landscape. Duration: 3 hours. Grade: Easy.

### WALDHEIM TOUR\*

The road to Waldheim turns off approximately 2.5km before Dove Lake, from there it is a mere 500 meters to the chalet and car park. On the way, your guide will tell you all about the local fauna, flora and history of this famous area. Your visit to Waldheim will give an introduction to the life and times of Cradle Valley's pioneer conservationists, Gustav and Kate Weindorfer.

A short stroll through the ancient rainforest followed by a delicious Devonshire Tea completes this tour. Duration: 2 hours. Grade: Easy.

### CRATER LAKE\*

An excellent walk which takes you to the Crater Falls and a magical forest with pandini and sassafras trees. Discover the hidden glacial lake surrounded by 200 metre cliffs covered with fagus. Great views of Marion's Lookout, Dove and Crater Lakes. Duration: 2 hours. Grade: Medium.

### MARION'S LOOKOUT\*

This is a moderate grade walk with some steep sections, so a reasonable degree of fitness is desirable. On a clear day, this walk offers spectacular views of Cradle Mountain and Dove Lake. Duration: 3 hours. Grade: Medium to Hard.

### SUMMIT CLIMB\*

A must for the more adventurous. Join our guide for a day you will never forget. Hike to the summit of Cradle Mountain and enjoy lunch on 'top of the world' overlooking most of northwest Tasmania. Simply breathtaking. The walk is of a hard grade, with some sections quite steep and difficult and rock scrambling may be required. Guests are required to be reasonably fit and agile to successfully reach the summit. A safety briefing is held in the Weindorfer Lounge the evening prior to the walk and all participants are strongly encouraged to attend. Duration: 8 hours. Grade: Hard.

Please Note: National Park passes are required to enter the National Park. These are available from Reception.

# APPRECIATING & CARING FOR OUR ENVIRONMENT

As a world leader of nature-based tourism, it is our objective to enable our visitors to have direct access to some of the most pristine and sensitive ecosystems, without degrading those environments. In order to maintain the delicate balance of nature in these precious wilderness areas, our management policies are amongst the most environmentally sensitive and ecologically sustainable in the world.

Some of our ongoing environmental initiatives and practices include:

- The use of recycled and/or biodegradable products wherever possible
- The transportation of all waste off site for recycling or disposal
- A staff induction program that includes information on environmental protection and conservation
- The planting and maintenance of only approved native plant species
- Providing an interpretative activities program designed to offer guests a personal experience as well as providing a greater understanding and appreciation of these natural areas

We actively cultivate a respect and understanding of the environment and aim to pass this onto you, our guests, as part of your resort experience. You can participate in our environmental initiatives in some of the following ways:

- Please explore, listen, look, touch and smell but then leave the area as you found it
- When walking, please keep to the walking tracks (the delicate soil becomes compacted and plants have difficulty surviving after even minor traffic)
- Please ensure no litter is left on the ground or in the rivers. This includes plastic bags that can be fatal to both land and water native species. There are no bins in the

National Park so be prepared to carry your rubbish until you reach the nearest bin.

Our water supply is drawn from a bore onsite, which provides pure and clean water. It then passes through a sophisticated treatment plant to ensure the highest quality is maintained at all times.

## NATIVE ANIMALS

Our possums are very inquisitive. If you leave the windows open more than a few centimetres they may try to enter your cabin in search of food. It is strongly advised that native animals are NOT fed - feeding may lead our native animals to become dependant upon our food and less inclined to forage for themselves. If fed the incorrect foods, they may also develop a fatal disease called "lumpy jaw". We also advise all our guests not to attempt to stroke any of the wildlife. Remember that whilst many may be used to humans, they are all wild creatures and have the potential to bite.

## CLIMATE

The climate in this alpine region is changeable and unpredictable, but if you are well prepared you will enjoy the many moods of the mountain and surrounding rainforests. Approximate average maximum temperatures: Summer 21°C - Winter 12°C.

## FLORA AND FAUNA

The Cradle Mountain area is unique in terms of its cultural and natural significance. These values have earned it a place on the World Heritage List. Removal or destruction of any flora, fauna or associated natural products from the resort or surrounding National Park environs is not permitted. The National Park stretches from Cradle Mountain to Lake St Clair. The region is Australia's last great temperate wilderness and represents one of the last true wilderness

areas on earth. The Cradle Mountain area has a variety of habitats, many providing homes for unique plant and animal communities.

It is thought that over 100 million years ago Australia, Antarctica, New Zealand and South America were all joined as part of the ancient super continent Gondwana. Some of Cradle Mountain's plants have close relatives in New Zealand and South America. These include Myrtle-Beech, Pandani, Celery-Top Pine and King Billy Pine. They are living reminders of the past and are highly valued as part of the world's natural heritage. Many of the animals found in this area also have evolutionary links with those that once roamed Gondwana.


Today some of these animals are only found in Tasmania, as they were unable to survive pressures of both Aboriginal and European settlement on mainland Australia. These include the Tasmanian Tiger (generally believed to be extinct), the Tasmanian Devil and the Tasmanian Pademelon.

## BLACK CURRAWONG



The Black Currawong is probably the most common bird you will see in the area. They are identified by their black feathers, large beaks and yellow eyes. Like seagulls, they are opportunistic scavengers that eat just about anything. Please do not feed these birds at all, as they can become a major pest.

## BRUSH-TAILED POSSUM



The Brush-Tailed Possum is a favourite of visitors to the area and they are distinguished by their soft fur, pink noses and bushy tails. They can be seen most nights around the Lodge. Their main diet consists of leaves, bark, flowers and meat.

## COMMON WOMBAT



The Common Wombat is a regular inhabitant of the area. Whilst generally shy creatures,

they can sometimes be found around the cabins at dusk munching away on the grass.

## TASMANIAN DEVIL



We are fortunate to share our home with many Tasmanian Devils, as they are a rare sight in most areas of Tasmania.

They are black with distinctive white markings. Despite their reputation for aggression they are shy creatures who prefer to scavenge for carcasses during the evening.

## TASMANIAN NATIVE HEN




The Tasmanian Native Hen is also common to this area and can often be seen close to the pond. They are a flightless bird found only in Tasmania. Grass forms the major part of their diet.

## SPOTTED TAILED QUOLL



The Spotted Tailed Quoll is another distinct animal with its chestnut coloured body covered in white spots. It can often be seen in some of the cabins' woodpiles. It is a carnivorous marsupial that actively hunts other mammals and birds at night.

## TASMANIAN PADEMELON



The Tasmanian Pademelon (also called the Rufous Wallaby) is small and round with a thin tail. Its favourite food is the young shoots of plants, however grasses and leaves form the main bulk of their diet.



Tasmanian Tiger  
(thought to be extinct)

# A RICH HISTORY

"This must be a national park for the people for all time. It is magnificent and people must know about it and enjoy it... Gustav Weindorfer 1910.

Gustav Weindorfer, an Austrian, emigrated to Australia in 1899 and married Kate Cowle of Tasmania in 1903. They bought part of Kate's brother's farm (Lauriston) near Mt. Roland and spent their honeymoon camping at the top of Mt. Roland. Both dedicated botanists, for them it seemed the ideal way to spend time together: sheltering in a canvas tent at night and cooking their meals over a camp fire.

In 1909, Gustav and a friend, Charlie Sutton, set out to explore Cradle Mountain. Both men were awed and amazed by the rugged splendour of the highlands and upon returning to Lauriston Gustav was intent on buying land in Cradle Valley.

In March of 1912 Gustav commenced building Waldheim (Forest Home). This shingle-roofed hut was gradually extended to provide accommodation for friends and acquaintances with whom he wanted to share his love of this wildly beautiful land. The accommodation and facilities were primitive, but when one considers that everything, including a large cast iron bath, was carried in by Weindorfer over many miles of trackless bushland, it's extraordinary that this Forest Home was ever completed.



In the summer of 1913, Gustav opened Waldheim for business, playing host to visitors prepared to forego contemporary conveniences in order to view the magnificent highland scenery.

Gustav continued to live at Waldheim even after the death of his beloved Kate in 1916, and though he was to accommodate many people at the chalet, he earned the reputation of a hermit.

On 16 May 1922, the land extending from Cradle Mountain south to Lake St. Clair (some 161,000 hectares of land) was proclaimed a National Park.

The Park came into being largely as a result of the considerable efforts made by Gustav, Kate and friends - they had campaigned over many years to have the government recognise the unique nature of the region & to preserve it for all to enjoy. Gustav died on 4 May, 1932 at the age of 58. He was buried in front of his treasured forest home and in 1938 a monument to Gustav was mounted on the site. Years later, Waldheim had fallen into disrepair and the buildings were demolished by the National Parks and Wildlife Service. However, the public outcry over the loss of Waldheim was such that a replica - built from slabs and palings

cut from King Billy Pine - was built on the site. Today Waldheim is almost as the Weindorfers left it. Its rough hewn walls and tiny rooms with the open verandah where they and their friends looked across the valley to the jutting peaks of Cradle Mountain now hold records of the early days at Cradle Mountain and the Weindorfers' efforts to create a National Park to protect it for all time. Every New Year's Day a memorial service is held at Waldheim to pay tribute to their vision.

Over the years the beauty of Cradle Mountain continued to attract visitors. In 1970 two brothers, Alec and Ossie Ellis, together with Marcus Dunstan and Richard Ruddle, all from long time Tasmanian families, acquired 800 acres on the border of the Cradle Mountain/Lake St. Clair National Park. Here they would begin building a Lodge which would provide accommodation and meals for passing travelers - mostly keen bushwalkers and fishermen.

The setting chosen for the Lodge provided sweeping views and easy access to some of the most spectacular sites on the mountain. The two level Lodge featured a dining room with huge fire place, a kitchen and a bar. Guest accommodation of seven rooms and two bathrooms were upstairs. The Pencil Pine Lodge, as it was known on opening in 1971, became increasingly successful and later individual cabins were added around the Lodge. In 1984, Pencil Pine Lodge was acquired by a young and enthusiastic mainland couple. Without compromising the rustic charm of the original Pencil Pine Lodge, Simon and Anne Currant added thirty cabins to the property and upgraded the lounge, bar and dining facilities.

In April 1988, Cradle Mountain Lodge was purchased by P&O Australian Resorts and the property underwent extensive expansion and refurbishment. The new Cradle Mountain Lodge was to become a wilderness retreat that worked in harmony with the unique World Heritage listed environment and provide guests with the comfort and modern conveniences they were searching for.

In 2004, Voyages Hotels and Resorts became custodians and under their ownership the Lodge continued a program of careful management of the Lodge and the magnificent surroundings, working with National Parks to upgrade various tracks and ensure the unique flora and fauna of the area is preserved.

The current owners purchased the Lodge in July 2009 after falling for the charms of the area on previous visits. Today, locals and visitors alike are able to enjoy the beauty of the mountain wilderness area that first attracted Gustav Weindorfer and has since become recognised as "one of the world's most precious places".



CRADLE MOUNTAIN LODGE  
TASMANIA

Cradle Mountain Lodge  
PO Box 153 Sheffield TAS 7306  
Phone 03 6492 2100 Fax 03 6492 1309  
www.cradlemountainlodge.com.au  
Reservations Ph: 1300 806 192

'Cradle Mountain Times' is yours to keep as a memento of your holiday. Thankyou for being our guest... we trust that having discovered the magic of Cradle Mountain Lodge you will return once more to enjoy its unique pleasures.

We have made every endeavour to ensure that all details are correct at time of printing. Details, conditions or services shown are all subject to change without notice. Printed January 2011.